



# Sleek-Style Xenon Searchlight



Beam Intensity	15 Million Candela
Distance Serviced	1 lux at 3873 meters
Beam Speed	18° per sec (Fast/Horiz.), 3° per sec (Slow/Horiz.)
Color Temperature	6000 Kelvin
Controls	Proportional Speed Joystick Control (Multiple joystick operation and weatherproof)
Environmental Protection	IP66
Electric Beam-Size Focus	1 to 20° (through continuous spectrum)
Lamp	200 Watt, Xenon Short Arc
Temperature Range	-35 °C to +55 °C (approx.)
Vertical Span	+30° to -30°
Horizontal Span	360° continuous rotation with no stop points
Finish	Marine Grade Aluminum and Stainless Steel Salt-Resistant, Scratch-Resistant Powder Coat
Reflector	Bullet-Resistant, Precision Electroformed, Nickel Material
Voltage	115VAC/5 Amps or 230 VAC/2.5Amps; 50/60HZ



NightFINDER™  
w/ Embedded  
Thermal Camera

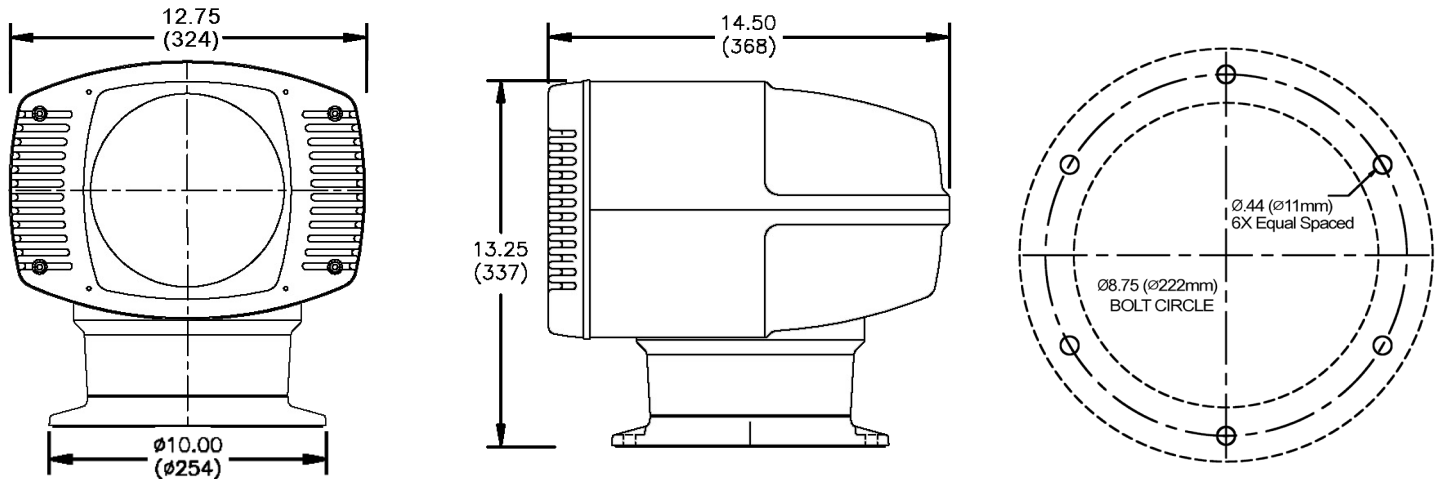
## OPTIONS

Anti-icing Heater	Thermostatically-controlled heater prevents ice build-up in cold climates
Azimuth Indicator	LCD Panel displays horizontal aiming position in degrees
Detachable IR Filter:	Provides covert surveillance when used with lowlight cameras and NVG's.
High Powered Strobe	Disorients and denies night vision of intruder and transforms searchlight into a Nonlethal Weapon
NightFINDER™	Embedded thermal camera enhances night vision capability, and the searchlight beam and camera track on the same target. (Pg. 3 & 4)
SmartVIEW™	Control System provides Digital BUS Network, and TCP/IP Interface allows Remote Computer Control. Protocols supported: ONVIF, Pelco-D, NMEA 0183 and Carlisle & Finch's own Protocol

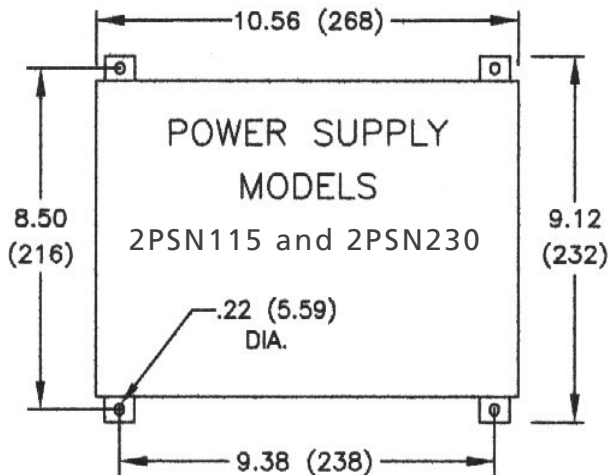


*Lighting the way forward since 1894*

# 200 Watt Dimensions in inches (mm)

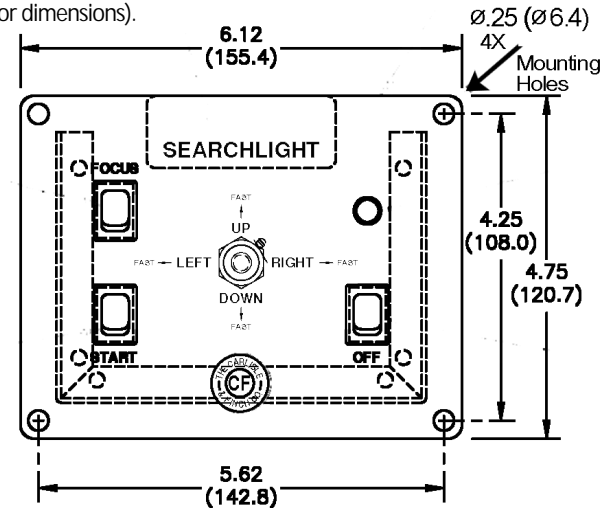


**Power Supply:** Compact Current-Regulated Electronic Supply includes Universal Power Input Feature, providing 115 Volt AC and 230 Volt AC inputs on the same printed circuit board.



Power Supply 2PSN115 or 2PSN230  
Power Supply Weight = 7.5lb (3.4kg)

**Joystick Control Stations:** Control Functions: Beam ON/OFF, Beam-size Focus, Proportional-Speed Joystick, and Beam-ON Indicator Light. One Master Station (C4-2-1) required for each system, and any number of Secondary Stations can be added. If you desire an outdoor Secondary Station, non-recess-mounted within console, but enclosed in a Weatherproof Box, specify C4E2M (consult Factory for dimensions).



C4-2-1 Master Station.....Depth = 6.5in (166mm)  
C4-2M-1 and C4E2M-1-2 Secondary.....Depth = 3.5in (89mm)

Searchlight Standard Inverted-Mount	or	Power Supply 115VAC or 230VAC	Master (Indoor)	Secondary (Indoor)	Master (Outdoor)	Secondary (Outdoor)
XY2EDE-RF or XY2EDE-BURF		2PSN115 or 2PSN230	C4-2-1	C4-2M-1	C4E2-1-2	C4E2M-1-2

**How to specify searchlight system...** read across table and select one Searchlight, one Power Supply, one Master Joystick Controller and any number of optional Secondary Joystick Controllers.

## Sample Specification

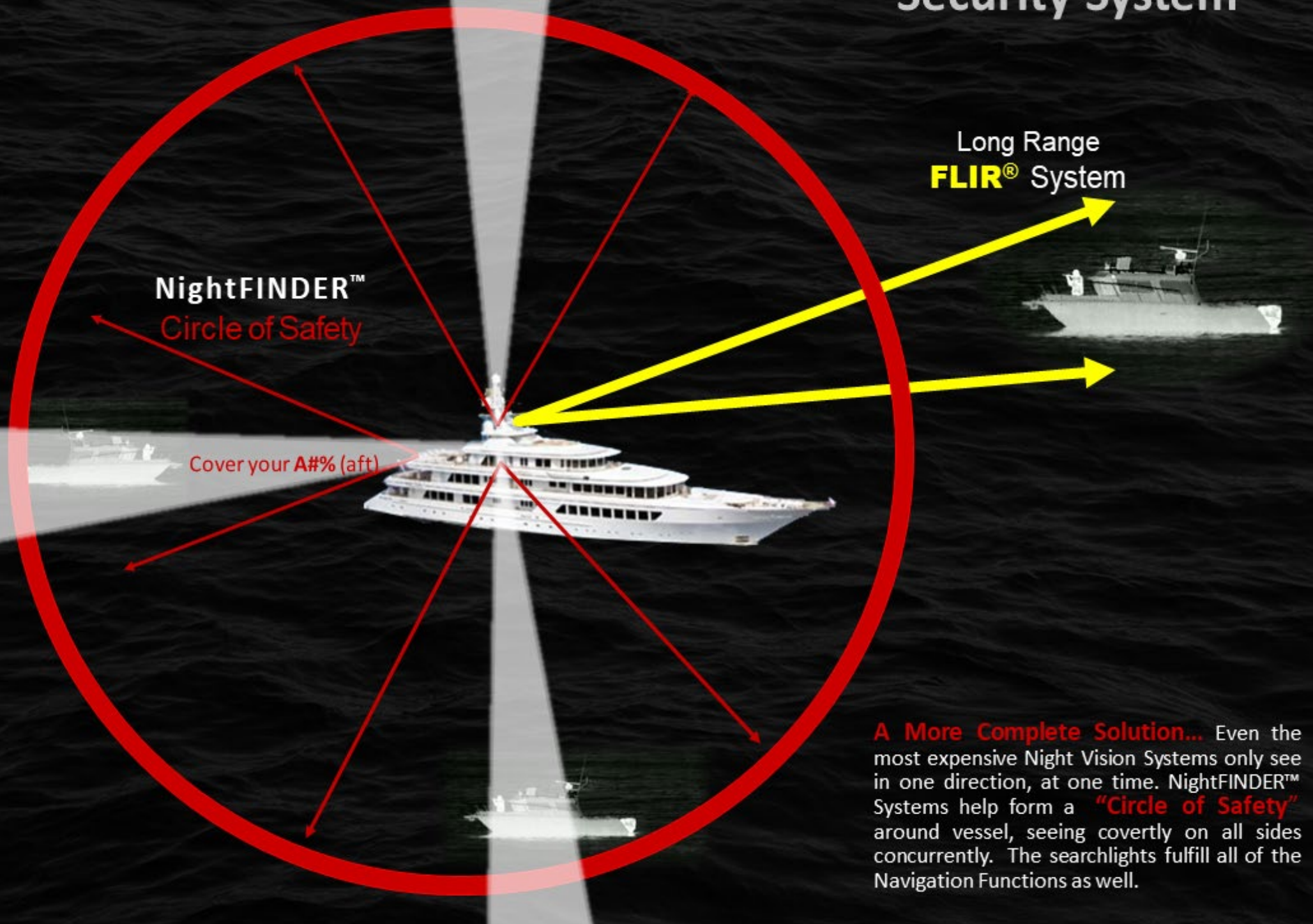
for "Inverted-Mount Searchlight, 230 VAC with (1) Indoor and (1) Outdoor Joystick Controllers, the model numbers are as follows:

(1) **XY2EDE-BURF** Searchlight, (1) **2PSN230** Power Supply, (1) **C4-2-1** Master and (1) **C4E2M-1-2** Secondary Station

**Note:** Consult Factory for model numbers of optional Features (Strobe, NightFINDER™, Anti-icing Heaters, Azimuth Indicator, SmartVIEW, etc.)

# NightFINDER™

## A Total Navigation & Security System





# **NightFINDER™** ... a "Covert Targeting Device"

Strobe blinds and  
disorients Intruder with  
Nonlethal Force!

Powerful Nonlethal  
Weapon

STROBE

Thermal Camera

Camera is used as **Covert Targeting Device** i.e....  
"Operator covertly scans horizon with camera, and  
after Intruder is spotted, searchlight instantly  
illuminates the target."

